



The Learning Toolbox Home


Directions for:

Students | Teachers | Parents

CORNELL NOTES


To help me
take organized notes.

Cornell
Notes




Divide the paper into three sections.

- Draw a dark horizontal line about 5 or 6 lines from the bottom. Use a heavy magic marker to draw the line so that it is clear.
- Draw a dark vertical line about 2 inches from the left side of the paper from the top to the horizontal line.



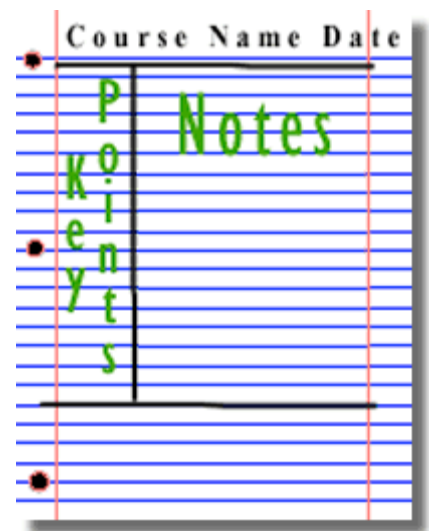
Document

- Write course name, date, and topic at the top of each page.



Write notes.

- The large box to the right is for writing notes.
- Skip a line between ideas and topics.
- Don't use complete sentences. Use abbreviations, whenever possible. Develop a shorthand of your own, such as using "&" for the word "and".



Review and clarify.

- Review the notes as soon as possible after class.
- Pull out main ideas, key points, dates, and people, and write these in the left column.

Review and Clarify



John O. Students
Biology 300
April 1, 2000

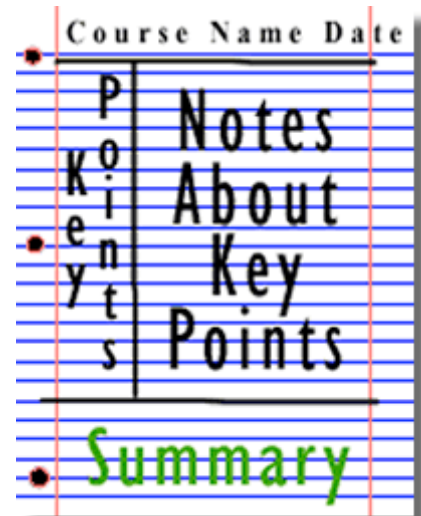
Phylum:	Arthropoda
Subphylum:	Chelicerata
Class:	Chelicerata
Order:	Chelicerata
Family:	Chelicerata
Genus:	Chelicerata
Species:	Chelicerata
Prothorax:	sensors, feeding, and locomotor organs
Chelicerae:	• pincerlike or chelate • used for feeding • first pair of appendages
Pedipalps:	• second pair of appendages • used for sensory purposes
	feeding locomotion reproduction

Phylum arthropoda is made up of subphylum Chelicerata. Subphylum Chelicerata is characterized by two pairs, called prothorax and opisthosoma. The prothorax and opisthosoma are sensors, feeding, and locomotor organs. The chelicerae is the first appendage and refers to the pincerlike. The pedipalps are the 2nd pair of appendages, and they are used for sensory purposes, feeding, locomotion, and reproduction.

Pull out main ideas

Summarize.


- Write a summary of the main ideas in the bottom section.



Study your notes.

- Re-read your notes in the right column.
- Spend most of your time studying the ideas in the left

column and the summary at the bottom. These are the most important ideas and will probably include most of the information that you will be tested on.



[Click here for an Example](#)

[Print Cornell Notes Strategy](#)

[Back to NoteTaking Strategies](#)

[Back to All Strategies](#)

James Madison University Special Education Program

[About Us](#) ● [Contact Us](#) ● [Site Map](#)

